

## [FAQ]

# Can multiple myGVcloud accounts access the same GV-Cloud Camera?

Release Date: 7/22/2015

### Applied to

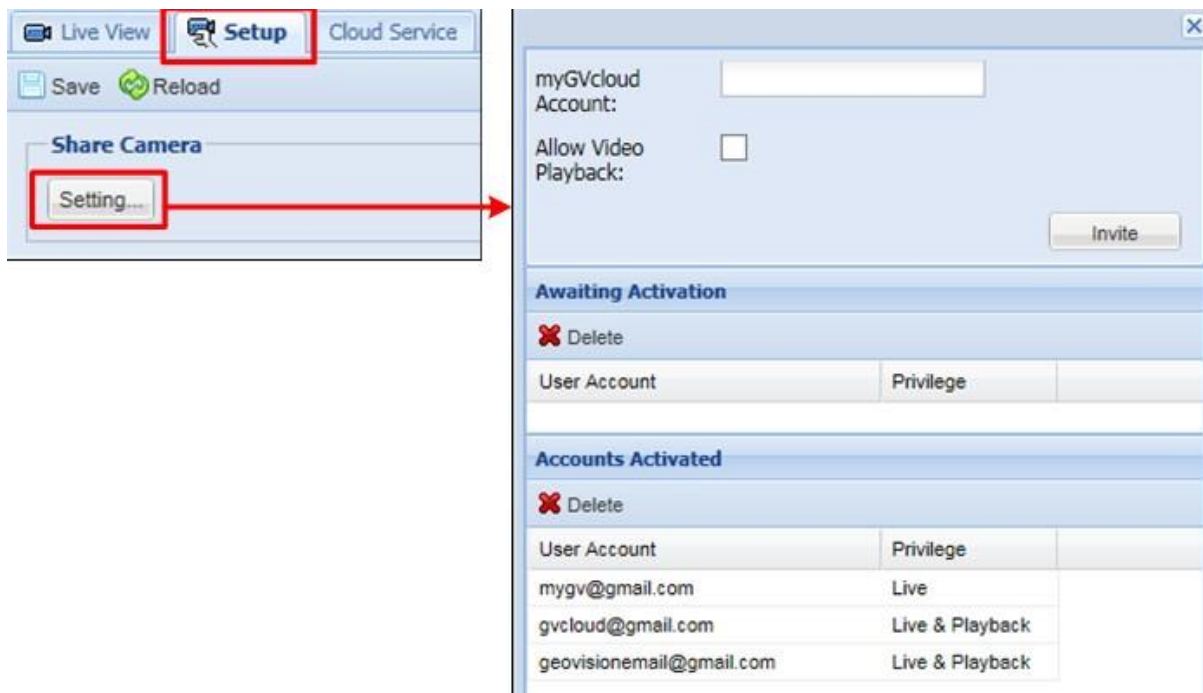
GV-Cloud Series

### Question


Can multiple myGVcloud accounts access the same GV-Cloud Camera?

### Answer


You can share your GV-Cloud Camera with up to 4 other myGVcloud accounts. To share camera, log in to [myGVcloud Portal](#), select Setup, and click Setting under Share Camera.



The screenshot shows the 'Setup' interface for a GV-Cloud camera. The 'Setup' tab is selected, and the 'Share Camera' section is expanded to show the 'Setting...' option. A red arrow points from the 'Setting...' button to the 'Awaiting Activation' dialog box. The dialog box contains a 'myGVcloud Account' input field, an 'Allow Video Playback' checkbox, and an 'Invite' button. Below the dialog box, there are two tables: 'Awaiting Activation' and 'Accounts Activated'.

Awaiting Activation		
	Delete	
User Account	Privilege	

Accounts Activated		
	Delete	
User Account	Privilege	
mygv@gmail.com	Live	
gvcloud@gmail.com	Live & Playback	
geovisionemail@gmail.com	Live & Playback	

You can restrict access to live view only or allow both live view and playback.