






Comparison on GV-POE Switches (Simplified Version)

Models		GV-POE0400-V2	GV-POE0410-E	GV-POE0800	GV-POE0801
		Features			
Layer Supported		L2			
Port	at full 15.4W (IEEE 802.3af)	4		8	
	at full 30W (IEEE 802.3at)	2	4		
Gigabit RJ-45 Port		0	4	0	1
SFP Port		0	1	0	1
Max. Power Consumption		65 W	130 W		
PoE Power Supply Type		Mid-Span	End-Span: 2, 4 ports Mid-Span: 1, 3 ports	End-Span	Mid-Span
Dimensions (H x W x D)		24 x 130 x 98 mm (0.9" x 5.1" x 3.9")	120 x 55 x 108 mm (4.72" x 2.16" x 4.25")	44 x 266 x 160 mm (1.7" x 10.5" x 6.3")	
Weight		0.76 kg (1.68 lb)	0.7 kg (1.54 lb)	1.6 kg (3.53 lb)	1.8 kg (3.97 lb)
Operating Temperature		0°C ~ 40°C (32°F ~ 104°F)	-40°C ~ 70°C (-40°F ~ 158°F)	0°C ~ 45°C (32°F ~ 113°F)	
Web Management		No			Web-Smart Management
Surge Protection		No	Yes*	No	No
Redundant Power Supply		No	Yes	No	No







Comparison on GV-POE Switch

Models		GV-POE0810	GV-POE0811-V2	GV-POE0812
Features				
Layer Supported		L2		L2+ (DHCP Server, Static Routing)
Port	at full 15.4W (IEEE 802.3af)	8		
	at full 30W (IEEE 802.3at)	4		
Gigabit RJ-45 Port		8	1	8
SFP Port		0	1	2
Max. Power Consumption		130 W		
PoE Power Supply Type		End-Span: 2, 4, 6, 8 ports Mid-Span: 1, 3, 5, 7 ports	End-Span	Mid-Span
IPv6 Support		No	No	Yes
Dimensions (H x W x D)		44 x 266 x 161 mm (1.7" x 10.5" x 6.3")	44 x 266 x 161 mm (1.73" x 10.47" x 6.33")	44 x 330 x 210 mm (1.73" x 12.99" x 8.27")
Weight		1.5 kg (3.3 lb)	1.8 kg (3.96 lb)	2.5 kg (5.51 lb)
Operating Temperature		0°C ~ 40°C (32°F ~ 104°F)	0°C ~ 50°C (32°F ~ 122°F)	0°C ~ 40°C (32°F ~ 104°F)
Web Management		No	Web-Smart Management	Fully Managed with L2+
Surge Protection		No	No	Yes*
Redundant Power Supply		No		



Comparison on GV-POE Switch

Models		GV-POE1601-V2	GV-POE1611-V2	GV-POE2401-V2	GV-POE2411-V2
Features					
Layer Supported		L2			
Port	at full 15.4W (IEEE 802.3af)	16	16	24	24
	at full 30W (IEEE 802.3at)	8	8	13	13
Gigabit RJ-45 Port		2	16	2	24
SFP Port		2	4	2	4
Max. Power Consumption		250 W		500 W	
PoE Power Supply Type		End-Span	End-Span	End-Span	End-Span
Dimensions (H x W x D)		44 x 440 x 220 mm (1.73" x 17.32" x 8.66")	44 x 440 x 331 mm (1.7" x 17.3" x 13")	44 x 440 x 332 mm (1.7" x 17.3" x 13.1")	44 x 440 x 331 mm (1.7" x 17.3" x 13")
Weight		3.3 kg (7.27 lb)	4.6 kg (10.14 lb)	4.2 kg (9.26 lb)	4.7 kg (10.36 lb)
Operating Temperature		0°C ~ 40°C (32°F ~ 104°F)			
Web Management		Web-Smart Management			
Surge Protection		No			
Redundant Power Supply		No			

Note:

- Both **GV-POE0410-E** and **GV-POE0812** passed the surge protection test complaint with IEC 61000-4-5 (Surge) Lv.5.
- With **GV-POE1601-V2 / 2401-V2**, for the usage of Gigabit RJ-45 and SFP ports, you can only choose one port from group 1 (25TX and 25FX) and one port from group 2 (26TX and 26FX) to connect. Both groups offer one of their ports for connections at a time.
- With **GV-POE1611-V2 / 2411-V2**, for the usage of Gigabit RJ-45 and SFP ports, when one or more SFP ports (F1 / F2 / F3 / F4) are connected, the corresponding RJ-45 ports (No. 1 / 2 / 3 / 4) can not be used.
- Specifications are subject to change without notice.